

ULTIMATE SEATING COMFORT WHATEVER THE DISTANCE

LINEA® | TOUREA®
driver seats for buses



GRAMMER bus driver seats: designed and built by Professionals with the Professional in mind, allowing the driver to focus on the road conditions and passenger safety. For decades now, GRAMMER have been at the forefront of innovation and development of the driver's environment thus enabling you, the driver to work as effectively and efficiently as possible all day, every day. We at GRAMMER are constantly coming up with new innovations as you will see in our range of seats.





LINEA® | TOUREA®

A seat with your health & safety in mind.

No matter whether you are driving in heavy traffic or on the open road, we want to keep you comfortable and alert. With this in mind, we have designed our new LINEA/TOUREA around the fundamentals of comfort and safety. What does this mean for you, the driver?

Ergonomic position

Every person is different. GRAMMER seats are designed for all; automatically adjusting to the driver's weight and you can set the seat height to your personal preference. Dual pneumatic lumbar/side support ensures that you sit as comfortably and securely as possible. Thanks to this and other innovations, our LINEA and TOUREA seats have been awarded the "Ergonomics Approved" certificate through working in collaboration with Ergonomie-Institut München (EIM), Landesgewerbeanstalt Nürnberg (LGA).

Safe driving

With the Lane Departure Warning System LDWS, your seat is now able to assist you by discreetly vibrating to warn you should you stray from your lane.

Intuitive Operation

GRAMMER Design-For-Use puts all levers and controls intuitively where you would expect them to be.


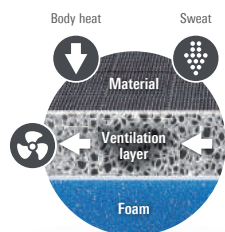




TOUREA[®] CLIMATE

The TOUREA Climate enables the driver to control the temperature of their environment whilst driving. On hot days, body moisture is removed and the seat remains pleasantly cool due to our active climate system. On cold days, you can use the seat heating to raise the temperature.

TOUREA Climate is also available with the integrated LANE DEPARTURE WARNING SYSTEM as an optional extra.



Pneumatic suspension




Automatic weight adjustment



Pneumatic lumbar support



Adjustable shock absorber



Active climate system



Seat heating



LDWS



TOUREA®

Your perfect partner for the long-haul.

We may not be able to influence the traffic, but we can do just about everything else to ensure that you can do your work as efficiently as possible while you are out on the road. We have fitted our pneumatic suspension system with an innovative shock-absorber and control technology. Pneumatically adjustable lumbar support allows you to tailor the cushion to your individual requirement. In addition, GRAMMER Design-For-Use puts all levers and controls intuitively where you would expect them to be.

TOUREA is also available with the integrated LANE DEPARTURE WARNING SYSTEM as an optional extra.



Pneumatic suspension



Automatic weight adjustment



Pneumatic lumbar support



Adjustable shock absorber



LDWS



LINEA®

Safety and comfort all day, every day.

No two short journeys are ever alike. However, you can always depend on the LINEA High Performance to support you every step of the journey.

GRAMMER Design-For-Use intuitively puts all the seating adjustments at your fingertips.

The LINEA offers complete support with its integrated headrest. The pneumatic seat suspension ensures a smooth ride even when you are travelling over rough roads. The optional turntable allows you easy access and exit from your workplace.



Pneumatic
suspension



Automatic
weight
adjustment



Pneumatic
lumbar
support



Adjustable
shock
absorber



LDWS

LANE DEPARTURE WARNING SYSTEM (LDWS)




Our LDWS ensures that you don't mistakenly stray from your lane.

All it takes is a momentary lapse of concentration and your vehicle may inadvertently drift out of its lane, potentially causing an accident.

To minimise this risk, the seat will immediately start vibrating to alert you. The motors are concealed within the seat cushion warning you to take immediate action without causing unnecessary distress to your passengers.

Note: If LDWS is retrofitted to an existing seat, it will only work if the vehicle has the necessary sensors.





PRODUCT OVERVIEW

All the features of the LINEA® | TOUREA driver seats at a glance

Features	LINEA® High Performance	LINEA® High Performance	LINEA® High Performance	TOUREA® High Performance	TOUREA® High Performance	TOUREA® High Performance	TOUREA® High Performance
NEW: Article number seat with cover fabric with LDWS	1366915	1366912	1366909	1366916	1366914	1366911	1366907
Article number seat with cover fabric without LDWS	1141340	1179085	1141342	1141291	1179084	1141341	1179080
Active seat climate system		●			●		●
Right-hand controls	●	●	●	●	●	●	
Left-hand controls							●
Adjustable shock absorber	●	●	●	●	●	●	●
3-point safety belt system				●	●	●	●
Height adjustment 100 mm	●	●	●	●	●	●	●
Integrated headrest	●	●	●	●	●	●	●
Fore/aft adjustment	●	●	●	●	●	●	●
Pneumatic lumbar support	●	●	●	●	●	●	●
Adjustable backrest	●	●	●	●	●	●	●
Pneumatic side support adjustment	●	●	●	●	●	●	●
Adjustable seat cushion depth	●	●	●	●	●	●	●
Tilt adjustment	●	●	●	●	●	●	●
Quick down	●	●	●	●	●	●	●
Turntable 50° right / 90° left			●			●	●

OPTIONAL FEATURES							
Storage net	○	○	○	○	○	○	○
High-comfort armrests, foldable	○	○	○	○	○	○	○
Lap belt	○	○	○				
Integrated cable harness*	●	●	●	●	●	●	●
Seat heating 2 steps	○	●	○	○	●	○	●
Mount for microphone and cable	○	○	○	○	○	○	○
NFAP mount** (for swiveling seat, height 82 mm)	1050968	1050968	1050968	1050968	1050968	1050968	1050968
NFAP mount** (for non-swiveling seat, height 144 mm)	1049682	1049682	1049682	1049682	1049682	1049682	1049682
AFAP mount*** (for swiveling seat, height 110 mm)	1050969	1050969	1050969	1050969	1050969	1050969	1050969
AFAP mount*** (for non-swiveling seat, height 172 mm)	1078639	1078639	1078639	1078639	1078639	1078639	1078639

- * Ready for retrofitting of optional components
- ** NFAP: New driver workplace
- *** AFAP: Old driver workplace

Important note:
These driver seats may only be used in class M3 vehicles (more than 8 occupants and more than 5 metric tons).

Tourea is only suitable for vehicles that were originally equipped with a driver seat with an integrated 3-point safety belt system or specified for this.

Seats may only be replaced by authorized specialists in compliance with the relevant regulations. Subject to technical alterations.

FEATURES IN DETAIL

Suspension comfort



Pneumatic suspension

Pneumatic suspension automatically adjusts to the driver’s weight, while the height is set manually. In this way, suspension comfort can be set instantaneously

Operating and seating comfort



Automatic weight adjustment

The seat automatically adjusts to the driver’s weight, thus ensuring a relaxed and healthy seating position



Pneumatic lumbar support

The pneumatic lumbar support adjusts automatically, swiftly and exactly to the contour of the driver’s back, offering ideal support for the back.



Active seat climate system

Removes body moisture in high temperatures, keeping the driver pleasantly dry. The active seat climate system additionally supports this effect through ventilation.



Seat heating

The seat heating provides cozy warmth in low temperatures. This makes driving a more pleasant experience.



Adjustable shock absorber

The adjustable shock absorber allows the seat to be adjusted to different driving conditions



LDWS (Lane Departure Warning System)

The preparation for the Lane Departure Warning System offers maximum safety thanks to the two vibration motors integrated in the seat cushions.