

XB200 Series



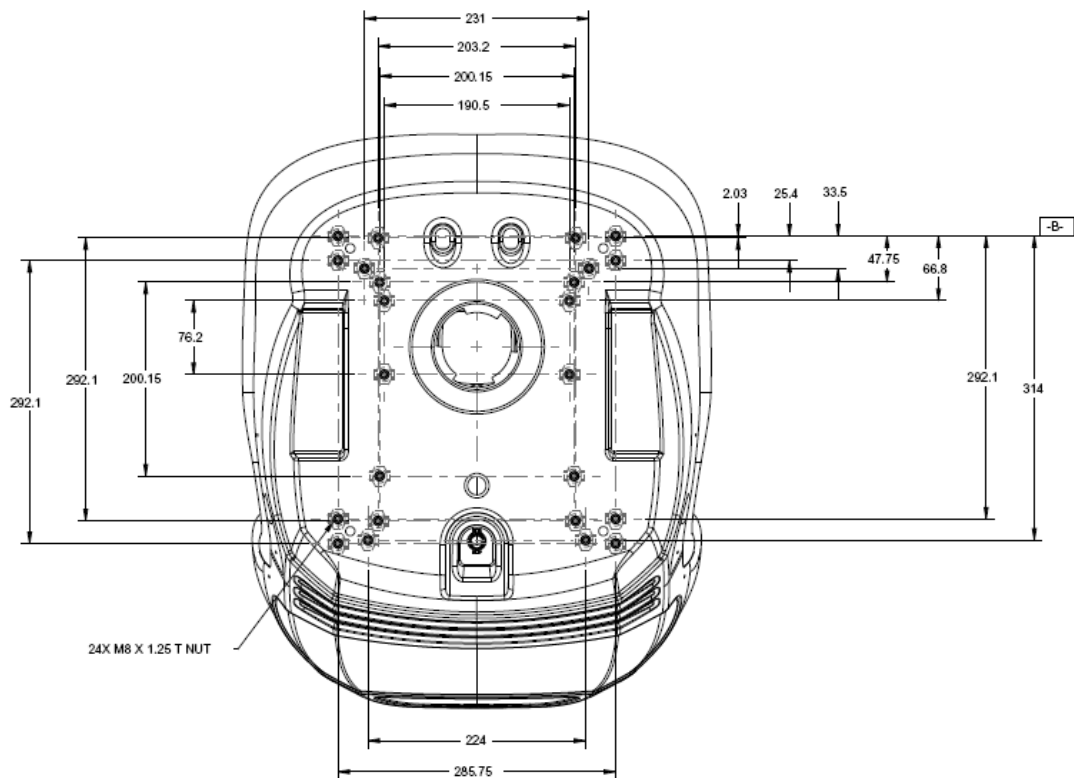
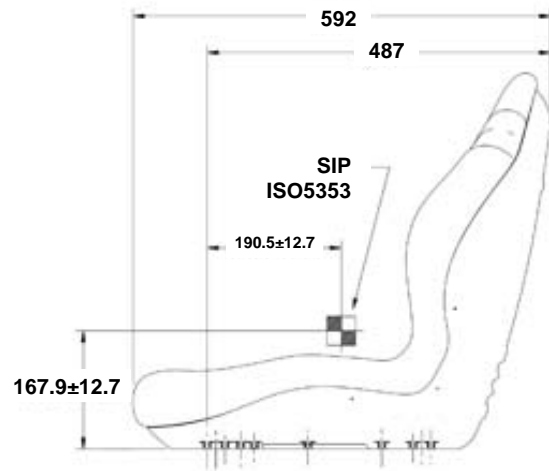
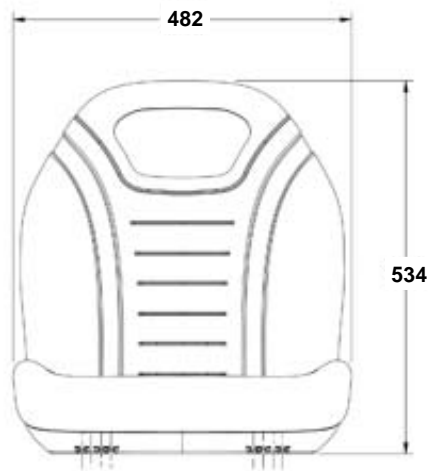
XB200 Series are multi purpose ergonomic design seat pans suitable for Lawn, Garden, Industrial & Construction applications.

Standard Seat Code	XB 200	XB 200Y	XB 200GR
Corrosion Resistant	•	•	•
Central Drain	•	•	•
Multi-hole Mounting Pattern	•	•	•
Fully water-proof Vinyl	•	•	•
Seat Width	482mm	482mm	482mm
Dealer Options			
Black vinyl	•	N/A	N/A
Yellow Vinyl - (Y)	N/A	•	N/A
Grey Vinyl - (GR)	N/A	N/A	•

•: Standard N/A : Not Available

Kits	Part No.
2" Static Seat Belt (Incl. Seat belt bracket "24151A") (Only with slides)	SBKS-2
2" Retractable Seat Belt kit - ALR (Incl. Seat belt bracket "24151A") (Only with slides)	SBKALR-2
4" (100mm travel) Standard Slide Rail (Conforms to ISO3776)	SK100-1
6" (150mm travel) Standard Slide Rail (Conforms to ISO3776)	SK150-1
4" (100mm travel) Heavy Duty Slide Rail (Conforms to ISO6683)	SK100-2
Seat Pan Bracket	BR290
Armrests	AK200-1
OPS	OPSK-1

XB200 Series



Distributor :

LEGAL DISCLAIMER

Whilst every effort is made to ensure the accuracy of the information provided, we cannot be held liable for any omissions or errors in the information herein.

Copyright © 2010 MILSCO MANUFACTURING LTD

► We reserve the right to make technical and dimensional changes ◀

IMPORTANT

Unless specified, seats are not supplied with seat belt fixation points. If seat belt fixation points are not provided, under no circumstances should it be attempted to fit seat belts. Seats with tested and approved seat belt fixation points and static or retractable lap belts are available.

The use of Roll-Over Protection Structures (ROPS) and the wearing of seat belts are mandatory on many vehicles, depending on the nature and environment of use. If the vehicle is equipped with a ROPS, then a seat without seat belts fitted should NOT be installed.

If the vehicle is not equipped with a ROPS then seat belts should not be installed. Seats are component parts. Therefore the purchaser of any seat must ensure that the seat installed is in accordance with the vehicle manufacturer's recommendations and all local rules and regulations.

If in doubt, please check with your local authorised vehicle dealer before installing any seat. The seat should be installed by a qualified technician according to the vehicle manufacturer's recommendations. Please carefully read the Installation and Operating instructions provided with the seat before installation.

Strict adherence to all safety procedures is recommended.

MILSCO MANUFACTURING LTD

Harrington Way
Bermuda Park
Nuneaton
Warwickshire
CV10 7SH
United Kingdom

Telephone: + 44 24 7658 0400 Facsimile: + 44 24 7658 0401

Web Site: www.milsco.co.uk E-mail Address: sales@milsco.co.uk